

































# ISUZU TRUCK SOUTH AFRICA Product Range



08600 ISUZU (47898)  
[www.isuzutrucks.co.za](http://www.isuzutrucks.co.za)

The information in this brochure was correct at time of printing, but all measurements, specifications and equipment are subject to change without notice. Some equipment may have been changed and is available at extra cost. Isuzu Truck South Africa (ITSA) may make changes at any time, without notice, in prices, colours, materials, equipment and models. ITSA makes all reasonable attempts to ensure the availability of all vehicles and equipment. The information in this brochure is general in nature. Your nearest Isuzu Truck Dealer can confirm all measurements, specifications and vehicle/equipment availability on request. Bodies and applications illustrated are not standard equipment. E&OE

**ISUZU**  
TRUCKS  
*With you* **For the long run**

MODEL RANGE	APPLICATION			CONFIGURATION	ENGINE	OUTPUT	TRANSMISSION	DRIVETRAIN	PERFORMANCE	MASS RATING (kg)				TARE (kg)	BODY & PAYLOAD (kg)	WHEELBASE DIMENSIONS (mm)	MODEL NAMES
					MODEL	kW@r/min	TYPE	FINAL DRIVE RATIO	GEARED SPEED (km/h)	GVM	GCM	GA (front)	GA (rear)				
					Euro Level	Nm@r/min	SPEED/SYSTEM	BRAKES	Maximum Grade (%) @ GVM	V	D/T	A (front)	A/U (rear)				
NLR				4x2	4JJ1-TC Euro 2	96 @ 2 800 330 @ 1 600-2 600	MYJ5T 5 Speed Synchro	4.100 Vac / Hyd	133 59% in 1st Gear	4 200 4 200	7 050 7 050	2 900 1 950	5 000 3 700	1 940	2 260	2 475	NLR 150
NMR	 (AMT Standard)	 (AMT Standard)	 (AMT Standard)	4x2	4JJ1-TC Euro 3	96 @ 2 800 330 @ 1 600-2 600	MYJ6S 6 Speed Synchro	5.125 Vac / Hyd	118 43% in 1st Gear	5 200 5 200	8 700 8 700	2 900 2 300	5 000 4 480	2 070 2 020	3 130 2 920	3 345 3 345	NMR 250 <b>AMT</b> NMR 250 Crew Cab <b>AMT</b>
NPR 275	 (AMT Standard)			4x2	4JJ1-TC Euro 3	96 @ 2 800 330 @ 1 600-2 600	MYJ6S 6 Speed Synchro	5.857 Vac / Hyd	110 37% in 1st Gear	5 600 5 600	9 700 9 700	3 100 2 900	6 000 5 600	2 280	3 320	3 365	NPR 275 <b>AMT</b>
NPR (3t)	 (Available in AMT)			4x2	4HK1-TCN Euro 2 & 3 (AMT)	110 @ 2 600 404 @ 1 500-2 600	MYJ6S 6 Speed Synchro	4.300 Vac / Hyd	121 37% in 1st Gear	6 200 6 200	9 700 9 700	3 100 2 900	6 000 5 600	2 520 2 570	3 680 3 630	3 365 3 365	NPR 300 NPR 300 <b>AMT</b>
NPS				4x4	4HK1-TCN Euro 2	110 @ 2 600 404 @ 1 500-2 600	MYJ5T 5 Speed Synchro	5.125 Vac / Hyd	104 High / 56 Low 39% in 1st Gear 72% in 1st Gear Low Range	6 000 6 000 6 200 6 200	9 500 9 500 9 500 9 500	2 800 2 800 2 800 2 800	6 600 4 240 5 600 4 240	2 790 3 020 3 150 3 130	3 210 2 980 3 050 3 070	3 395 3 395 3 395 3 395	NPS 300 4x4 NPS 300 4x4 SWA (a) NPS 300 4x4 Crew Cab (b) NPS 300 4x4 Crew Cab SWA (a)(b)
NPR (4t)		 (Available in AMT)	 (AMT Standard)	4x2	4HK1-TCN Euro 2 & 3 (AMT)	110 @ 2 600 404 @ 1 500-2 600	MYJ6S 6 Speed Synchro	4.566 Vac / HBB	116 32% in 1st Gear	7 500 7 500	11 000 11 000	3 100 2 900	6 600 5 600	2 580 2 620 2 760 2 900	4 920 4 880 4 740 4 600	3 365 3 815 3 815 3 815	NPR 400 SWB NPR 400 NPR 400 <b>AMT</b> NPR 400 Crew Cab <b>AMT</b>
NQR		 (Available in AMT)		4x2	4HK1-TCN Euro 2 & 3 (AMT)	110 @ 2 600 404 @ 1 500-2 600	MYJ6S 6 Speed Synchro	5.125 Vac / HBB	107 32% in 1st Gear	8 500 8 500	12 000 12 000	3 100 3 100	6 600 6 600	2 780 2 780 2 800 2 820	5 720 5 720 5 700 5 680	4 175 3 365 4 175 4 175	NQR STD NQR 500 SWB NQR 500 NQR 500 <b>AMT</b>
FRR (4 Cyl)	 (AMT Standard)			4x2	4HK1-TCS Euro 3 (AMT)	154 @ 2 600 637 @ 1 600	MZW6P 6 Speed Synchro	4.875 AOH	107 45% in 1st Gear	11 000 11 000	16 000 16 000	3 600 3 600	7 700 7 600	3 220	7 780	4 360	FRR 600 <b>AMT</b>
FRR (6 Cyl)				4x2	6HK1-TCN Euro 2	176 @ 2 400 706 @ 1 450	MZW6P 6 Speed Synchro	4.333 AOH	111 47% in 1st Gear	11 000 11 000	16 000 16 000	3 600 3 600	7 700 7 600	3 440	7 560	4 660	FRR 550
FSR		 (Available in AMT)	 (AMT Standard)	4x2	6HK1-TCN Euro 2 & 3 (AMT)	176 @ 2 400 706 @ 1 450	MZW6P 6 Speed Synchro	4.555 AOH	120 36% in 1st Gear	13 500 13 500	18 000 18 000	5 000 5 000	9 000 9 000	3 740 3 850 4 170 4 280	9 760 9 650 9 220 9 330	3 790 5 160 5 160 5 560	FSR 800 SWB FSR 800 FSR 800 <b>AMT</b> FSR 750 Crew Cab <b>AMT</b>
FTS				4x4	6HK1-TCN Euro 2	176 @ 2 400 706 @ 1 450	MZW6P 6 Speed Synchro	5.571 AOH	111 High / 42 Low 39% in 1st Gear 63% in 1st Gear Low Range	13 500 12 200	18 000 18 000	4 700 4 700	9 200 7 500	4 960 4 940	8 540 7 260	4 250 4 250	FTS 750 4x4 FTS 750 4x4 SWA (a)(c)
FTR		 (Available in AMT)		4x2	6HK1-TCN Euro 2 & 3 (AMT)	176 @ 2 400 706 @ 1 450	MZW6P 6 Speed Synchro	5.875 Full Air Compactor	118 34% in 1st Gear	15 000 15 000 15 500	24 000 24 000 24 000	6 300 6 300 6 300	9 200 9 000 10 200	4 640 4 890 4 890 5 000 5 000	10 360 7 310 10 110 10 000 10 500	3 900 5 550 5 550 6 050 5 550	FTR 850 Tipper FTR 850 FTR 850 <b>AMT</b> FTR 850 LWB FTR 850 Compactor
FVR				4x2	6HK1-TCS Euro 2	206 @ 2 400 882 @ 1 450	ZF 9S 1110 9 Speed Synchro	5.571 Full Air	119 38% in 1st Gear	16 000 16 000	32 000 32 000	7 100 7 100	10 500 9 000	5 500	10 500	6 050	FVR 900
FVM				6x2	6HK1-TCN Euro 2	176 @ 2 400 882 @ 1 450	ZF 6S 1000 6 Speed Synchro	6.429 Full Air	108 24% in 1st Gear	22 500 22 500	32 000 32 000	7 100 6 300	21 000 18 000	6 630	15 870	5 700	FVM 1200
FBZ				6x4	6HK1-TCS Euro 2	206 @ 2 400 882 @ 1 450	ZF 9S 1110 Alison 3500 (Auto) 9 Speed Synchro	6.143 Full Air	110 27% in 1st Gear	24 000 24 000 26 000	36 000 36 000 36 000	7 100 7 100 7 100	21 000 18 000 20 400	7 290 7 290	16 710 18 710	5 700 5 700	FBZ 1400 FBZ 1400 AUTO FBZ 1600 Compactor (d)
FXR				4x2	6UZ1-TCC Euro 3	265 @ 2 000 882 @ 1 450	ZF 9S 1310 9 Speed Synchro	4.556 Full Air	120 63.4% in Crawler Gear	16 500 16 500	36 000 36 000	7 500 7 500	13 000 9 000	6 150	10 350	5 740	FXR 17-360
GXR				4x2	6UZ1-TCC Euro 3	265 @ 2 000 1 422 @ 1 400	ZF 9S 1310 9 Speed Synchro	4.875 Full Air	112 32.45% in Crawler Gear @ GCM 27.64% in Crawler Gear @ GCM	16 500 16 500 16 500	34 500 34 500 40 500	7 500 7 500 7 500	13 000 9 000 9 000	6 150 6 390	34 350 34 110	3 480 3 480	GXR 35-360 GXR 40-360 (e)
FXZ SWB				6x4	6UZ1-TCC Euro 3	265 @ 2 000 1 422 @ 1 400	ZF 9S 1310 9 Speed Synchro	5.125 Full Air	107 45.19% in Crawler Gear	25 500 25 500	43 500 43 500	7 500 7 500	21 000 18 000	7 680 7 530	17 820 17 970	4 330 4 330	FXZ Mixer (h) FXZ Tipper
FXZ				6x4	6UZ1-TCC Euro 3	265 @ 2 000 1 422 @ 1 400	ZF 9S 1310 9 Speed Synchro	4.556 Full Air	120 26.49% in Crawler Gear 22.76% in Crawler Gear	25 500 25 500 27 900	45 000 45 000 45 000	7 500 7 500 7 500	21 000 18 000 20 400	8 000 8 000	17 500 19 900	6 010 6 010	FXZ 26-360 FXZ 28-360 Compactor (f)
GXZ				6x4	6UZ1-TCC Euro 3	265 @ 2 000 1 422 @ 1 400	ZF 9S 1310 9 Speed Synchro	5.571 Full Air	98 27.84% in Crawler Gear @ GCM	25 500 25 500	45 000 45 000	7 500 7 500	21 000 18 000	8 160	36 840	4 100	GXZ 45-360 (g)

NOTES  
AMT : Automated Manual Transmission  
(a) : SWA Refers to Single Wheel Application

(b) : NPS Crew Cab GVM is 6 200kg  
(c) : FTS 750 SWA GVM is 12 200kg and rear Axle Capacity (A2) of 7 500kg  
(d) : FBZ 1600 Compactor GVM is 26 000kg

(e) : GXR 40-360 GCM is 40 500kg, with Telma Retarder as Standard Equipment  
(f) : FBZ 28-360 Compactor GVM is 28 000kg  
(g) : GXZ 45-360 with Telma Retarder as Standard Equipment

(h) : Flywheel PTO